

Dinosaurs and Reptiles

Week 1-Week 2

Budding Builders

Ages 1-2



Learning Objectives

STEM

- Sense of our body, people, nature, feelings, places and things
- Building
- Colors
- Numbers
- Dinosaurs and Reptiles
- Fossil and Bones

Language Arts

- ABC's
- Fine motor skills
- Speech development
- Listening comprehension
- Storytelling and books

Foreign Language:

- Introduction to Spanish
- Alphabet
- Basic words and sounds

Music/Art

- Sensory learning
- Singing
- Dancing
- Painting
- Stamping
- Instruments

Physical Education

- Sensory learning
- Singing
- Dancing
- Painting
- Stamping
- Instruments








Vocabulary

English: Dinosaur, Reptiles

Spanish: el dinosaurio, el reptiles

Week 1: Dinosaurs and Reptiles
 Budding Builders 1-2 years old

Week 1	Day 1	Day 2	Day 3	Day 4	Day 5
STEM Lesson	Playdough Dinosaur Eggs	Dinosaur Light table	Taste safe muddy dinosaur sensory bin	Playdough Dinosaur Habitat	Dinosaur Felt Exploration
Language Arts	Read <u>Chicka Chicka Boom Boom</u> & Sing the ABC Song	Felt Dinosaur Color Match	Shape Puzzles	Read <u>Dr Seuss's ABC</u> & Sing ABC Song	Dinosaur track Sponge Stamping
Art / Music/ Physical Education	Music and Movement Instruments and Nursery Rhymes	Art Dinosaur Watercolor Art Activity	P. E Bubble Wrap Stomp Painting	Art Handprint Stegosaurus	Music and Movement Sing and dance to If you're happy and you know it.
Book of the Day	 <u>Dinosaur Dance</u> by Sandra Boynton	 <u>That's Not My Dinosaur</u> (Usborne Touchy-Feely Books) by: F. Watts	 <u>Hello, World! Dinosaurs</u> by Jill McDonald	 <u>Stomp, Dinosaur, Stomp!</u> By Margaret Mayo	 <u>The Pop-Up Dinosaurs Galore!</u> By: Giles Andreae

Dinosaurs and Reptiles

Day 10

STEM LAB! Turtle Playdough Mats

Gather Materials: For this lesson plan you will need:

- Reptile Playdough Mat for each Student. Page 15
- Playdough

Instructions: Print and laminate a playdough mat for each student.

Story Time! Start by reading Chameleon See Colors. Refer to the READ ALOUD section.

Let's Get Started! After reading your book of the day, introduce your STEM activity. Give each student a playdough mat and playdough. Ask students to cover circles with playdough. Gives student time to explore and play with playdough and mat.



READ ALOUD

Book of the Day: Chameleon See Colors by Anita Bijsterbosch

As you Read! Talk with students about lizards and other reptiles in the story.

Language Art!

Tissues Paper Turtles

On a paper plate have the student paste dark and light green tissue paper. Once dry add a head, arms, legs, and googly eyes to create a turtle.



Music and Movement

Get out your instruments and sing and dance to your favorite nursery rhymes.

Song Suggestions:

- Twinkle, Twinkle Little Star
- Family Finger Song
- 5 Little Ducks Went Swimming One Day

